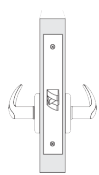


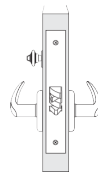
SPX Series Lock Function/ANSI 156.13, Series 1000



SPX-AS01 **F01**

Passage or Closet

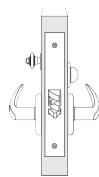
Latchbolt operated by knob/lever from either side at all times. Inside lever is always free for immediate egress.



SPX-AS07 **F07**

Storeroom or Closet

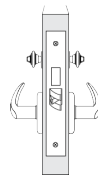
Latchbolt operated by key from outside or by knob/lever inside. Outside knob/lever always inoperative. Auxiliary latch deadlocks latchbolt when door is closed. Inside lever is always free for immediate egress.



SPX-AS04 **F04**

Entry/Office

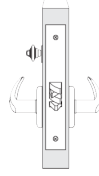
Latchbolt operated by knob/lever from either side unless outside is made inoperative by key outside or by turning inside thumbturn. When outside is locked, latchbolt is retracted by key outside or by knob/lever inside. Auxiliary latch deadlocks latchbolt when door is closed. Inside knob/lever is always free for immediate egress.



SPX-AS09 **F09**

Apartment/Exit or Public Toilet

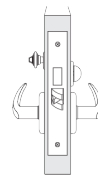
Latchbolt operated by knob/lever from either side, except when outside knob/lever is locked by key from inside. When outside lever is locked, latchbolt is retracted by key from outside or by operating inside lever. Auxiliary deadlatch.



SPX-AS05 **F05**

Classroom

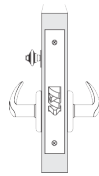
Latchbolt operated by knob/lever from either side unless outside is locked by key. Unlocked from outside by key. Inside knob/lever always free for immediate exit. Auxiliary latch deadlocks latchbolt when door is closed. Inside lever is always free for immediate egress.



SPX-AS12 **F12**

Dormitory or Exit

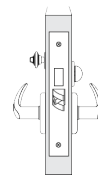
Latchbolt operated by knob/lever from either side, deadbolt thrown or retracted by key outside or inside thumbturn. Turning inside knob/lever retracts deadbolt and latchbolt, unlocks outside knob/lever. Inside lever is always free for immediate egress.



SPX-AS06 **F06**

Holdback

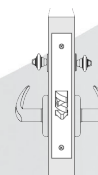
Latchbolt operated by knob/lever either side, unless outside is locked by key. When locked, latchbolt retracted by key outside or knob/lever inside. Auxiliary latch deadlocks latchbolt when door is closed. Inside lever is always free for immediate egress.



SPX-AS13 **F13**

Dormitory or Exit

Latchbolt operated by knob/lever from either side. Deadbolt thrown or retracted by key outside or inside thumbturn. Turning inside knob/lever retracts deadbolt and latchbolt and unlocks outside knob/lever. Inside lever is always free for immediate egress.

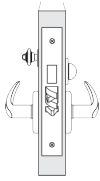


SPX-AS14 **F14**

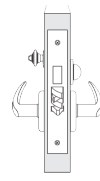
Storeroom

Latchbolt operated by lever from either side. Deadbolt operated by key from either side.

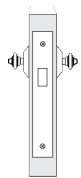
SPX Series Lock Function/ANSI 156.13, Series 1000


SPX-AS15 F15
Hotel or Motel

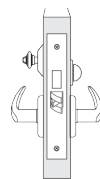
Latchbolt operated by key outside or by knob/lever inside. Outside knob/lever always fixed. Deadbolt thrown or retracted by inside thumbturn. When deadbolt is thrown turning inside knob/lever retracts both deadbolt and latchbolt. Auxiliary latch deadlocks latchbolt when door is closed. Inside lever is always free for immediate egress.


SPX-AS20 F20
Entrance/Apartment/Dormitory

Latchbolt operated by knob/lever from either side except when outside lever is made inoperative by push button rocker. Deadbolt projected by key from outside is locked by thumbturn. Deadbolt thrown or retracted by rotation of thumbturn. When locked, key outside or knob/lever inside retracts deadbolt and latchbolt simultaneously. Outside knob/lever remains locked until thumbturn is restored. Throwing deadbolt automatically locks outside knob/lever. Auxiliary latch deadlocks latchbolt when door is closed. Inside lever is always free for immediate egress.


SPX-AS16 F16
Deadlock

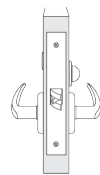
Deadbolt operated from either side by key, use only on rooms with more than one exit.


SPX-AS21 F21
Dormitory with Dead bolt

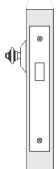
Latchbolt operated by knob/lever either side. Deadbolt operated by key outside or by turn from inside.


SPX-AS17 F17
Deadlock

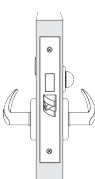
Deadbolt operated or retracted by key outside or by thumbturn inside.


SPX-AS22 F22
Privacy

Latchbolt operated by knob/lever from either side unless outside is locked by inside thumbturn. Turning inside knob/lever or closing door unlocks outside knob/lever or closing door unlocks outside knob/lever. To unlock from outside coin emergency release. Inside knob/lever is always free for immediate egress.


SPX-AS18 F18
Deadlock

Deadbolt operated from outside by key, no inside operation. Use only on rooms with more than one exit.

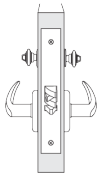

SPX-AS02 F19
SPX-AS19
Privacy or Bathroom

Latchbolt operated by knob/lever from either side unless outside is locked by inside thumbturn. Operating inside knob/lever or closing door unlocks outside knob/lever. To unlock from outside insert emergency turn mechanism furnished with lock put in hole to rotate. Inside lever is always free for immediate egress.


SPX-AS29 F29
Classroom Dead bolt (only)

Key from outside operates dead bolt. Turn from inside retracts but does not project dead bolt.

SPX Series Lock Function/ANSI 156.13, Series 1000

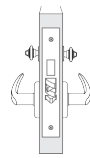


SPX-AS30

F30

Asylum or Institutional Lock

Latchbolt operated by key either side. Both knob/levers always inoperative. Auxiliary dead latch.

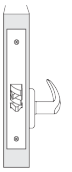


SPX-AS34

F34

Intruder Dead bolt Lock

Latchbolt operated by knob/lever either side, except when outside knob/lever is locked from inside or outside by key. Dead bolt operated by key either side. Operating inside knob/lever retracts both bolts and unlocks outside. Auxiliary dead latch or latch bolt dead locked when dead bolt is thrown.

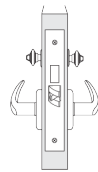


SPX-AS31

F31

Exit or Communicating Lock

Latchbolt operated by knob/lever from inside. Non removable blank lever or no lever outside. Auxiliary dead latch.

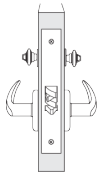


SPX-AS35

F35

Storeroom with Dead bolt Lock

Latchbolt operated by knob/lever from either side, except when outside knob/lever is made inoperative by a stop or mechanical means other than key. Dead bolt operated by key from either side.

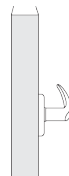


SPX-AS32

F32

Intruder Latch bolt Lock

Latchbolt operated by knob/lever either side, except when outside lever is locked from inside or outside by key. When outside knob/lever is locked, latch bolt is retracted by key from inside or outside or by operating inside lever. Auxiliary dead latch.

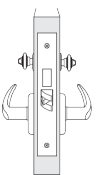


SPX-AS41

F41

Single Dummy

No Lockcase, knob/lever on one side fixed by mounting bar only.

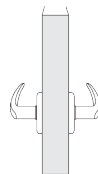


SPX-AS33

F33

Intruder Dead bolt

Latchbolt operated by knob/lever from either side except when outside knob/lever is locked from inside or outside by key. Dead bolt retracted by key from outside. Operating inside knob/lever retracts both bolts and unlocks outside.



SPX-AS42

F42

Double Dummy

No Lockcase, knob/lever on both side fixed by mounting bar only.

Finishes:

Simplex Finish	US3	US4	US10	US10B	US26	US26D	US32	US32D
BHMA	605	606	612	613	625	626	629	630