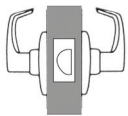

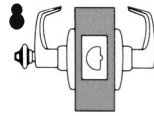


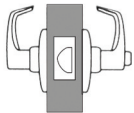
Grade 1 Extra Heavy Duty Cylindrical Lock


SPXCL175
F75
Passage /Closet Set

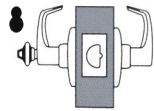
Latch bolt operated by lever from either side at all times.


SPXCL184
F84
Classroom Lock

Deadlocking latch bolt operated by lever from either side except when both levers are locked from outside by key. When outside lever is locked, latch bolt is operated by key in outside lever or by rotating inside lever.


SPXCL176
F76
Privacy Lock

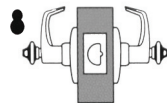
Latch bolt operated by lever from either side. Outside lever is locked by push button inside and unlocked by emergency release outside, rotating inside lever or closing door.


SPXCL186
F86
Storeroom Lock

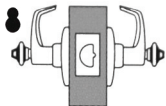
Deadlocking latch bolt operated by key in outside lever or rotating inside lever. Outside lever is always fixed.


SPXCL177
F77
Patio Lock

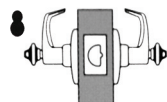
Deadlocking latch bolt operated by lever from either side. Outside lever is locked by push button inside and unlocked by rotating inside lever or closing door.


SPXCL187
F87
Asylum Lock

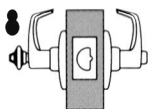
Deadlocking latch bolt operated by key in lever from either side. Both levers always fixed.


SPXCL180
Communicating Lock

Deadlocking latch bolt operated by lever from either side. Turning key in either lever locks or unlocks its own lever independently.

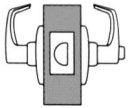

SPXCL188
F88
Vestibule Lock

Deadlocking latch bolt operated by lever from either side except when outside lever is locked by key from inside, latch bolt may be retracted by key in outside lever or by rotating inside lever.


SPXCL181
F81
Entry/Office Lock

Turn/Push button locking. Pushing and turning button locks outside lever requiring use of key until button is manually unlocked. Pushing button locks outside lever until unlocked with key or inside lever is turned.

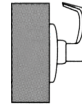
Grade 1 Extra Heavy Duty Cylindrical Lock



SPXCL189 **F89**

Exit Latch

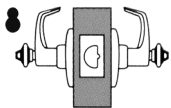
Deadlocking latch bolt by inside lever. Outside lever rigid.



SPXCL171

Single Dummy Trim

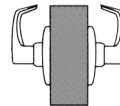
Single dummy trim for one side of door.



SPXCL191 **F91**

Store Door Lock

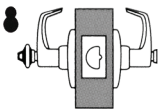
Deadlocking latch bolt operated by lever from either side, except when both levers are locked by key in lever from either side.



SPXCL172

Double Dummy Trim

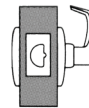
Through-bolted. Both levers rigid.



SPXCL193 **F93**

Hotel/Motel Lock

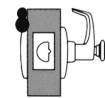
Deadlocking latch bolt operated by lever from inside at all times. Outside lever always fixed. Latch bolt operated by key from outside except when push button inside is operated thus shutting out all keys except emergency key. Inside push button provides lockout feature by keeping indicator thrown. Turning inside lever or closing door releases indicator and shut out feature.



SPXCL173

Connecting Room/Exit

Deadlocking latch bolt operated from inside only. Blank plate outside.



SPXCL174

Connecting Room/Exit

Deadlocking latch bolt operated by lever from inside except when inside lever is locked by key. Blank plate outside.

Finishes:

Simplex Finish	US3	US4	US10	US10B	US26	US26D
BHMA	605	606	612	613	625	626