












SPX 6600 Series Function

| Cat. No. | Function | Description | ANSI No. & Grade |
|----------|---|--|--|
| 6610 |  | Passage/Closet Latchset Latch bolt by handles at all times. | F01-1 F01 -2 |
| 6632 |  | Privacy Lock* Latch bolt operated by handles from either side except when outside handle is locked by inside T-turn. Operating inside handle, closing door or operating outside emergency release unlocks outside handle. Emergency tool furnished with lock. | F22-1 F22-2 |
| 6637 |  | Store Door Lock Latch bolt by handles. Dead bolt by key from either side. | F14-1 F14-2 |
| 6638 |  | Entry/Restroom Lock Deadlocking latch bolt by handles except when outside handle is locked by key inside, then by key outside. | F09-1 F09-2 |
| 6641 |  | Asylum Lock Deadlocking latch bolt by key from either side. Both handles rigid. | F30 |
| 6645 |  | Hotel/Motel Lock* Deadlocking latch bolt by inside handle or key outside. Outside handle rigid. Dead bolt by turn inside or emergency key outside. Projecting dead bolt displays occupancy indicator and shuts out all keys except emergency. Activating inside handle retracts both bolts. | F15-1 F15-2 |
| 6653 |  | Entry/Office Lock* Latch bolt by handles except when outside handle is made inoperative by buttons in face. Dead bolt by key outside and turn inside. Activating inside handle retracts both bolts. Deadlocking latch. | F10-1 F10-2 F12-1 F12-2 F20-1 F20-2 |
| 6654 |  | Entry/Office Lock* Latch bolt by handles. Dead bolt by key outside or handle inside. | F21 -1 F21 -2 |
| 6656 |  | Classroom Lock Deadlocking latch bolt by handles. Outside handle locked by key outside. inside handle always free. | F05-1 F05-2 |
| 6657 |  | Dormitory Lock* Latch bolt by handles except when outside handle is locked by projecting dead bolt. Key outside retracts dead bolt and unlocks outside handle. Activating inside handle retracts both bolts. | F13-1 F13-2 |
| 6658 |  | Storeroom/Exit Lock Deadlocking latch bolt by inside handle or key outside. Outside handle rigid. | F07-1 F07-2 |